

Lesson 1

Introduction:

Exploring initial sounds of things around you

Equipment:

- Pencil and paper
- Household items
- Phonics cards

Instructions:


Spend some time exploring initial sounds

A a for apple

C c for cat

P p for parcel

Have a look around your house for some items that match the sounds,
You could take some photos of the items



Have a look at the pictures below, can you identify the initial sounds for each of these,
Can you write down the words to match the pictures?
Can you write some simple sentences about the pictures?

The jam is red.

The apple is fresh.



Lesson 2

Introduction:

Matching CVC words to their pictures

Equipment:

- Pencil and paper

Instructions:



bun



dog



bed



bug



jog



web



log



red

Can you sound out the words with you adult, take your time and find the right picture.

Can you draw some pictures for these words?

map

cat

pan

pen

Lesson 3





Introduction:





Writing initial sounds of CVC words.

Equipment:

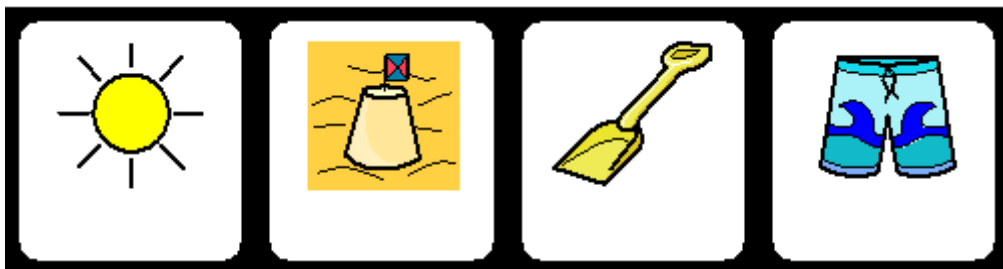
- Pencil and paper

Instructions:

<input type="text"/>	op	
<input type="text"/>	ip	
<input type="text"/>	at	
<input type="text"/>	an	

<input type="text"/>	ig	
<input type="text"/>	am	
<input type="text"/>	ap	
<input type="text"/>	ad	

Can you write the initial sound for these words? Using the pictures will help you.



Can you write these S words?

Lesson 4

Introduction:

Explore the story of Handa's surprise.

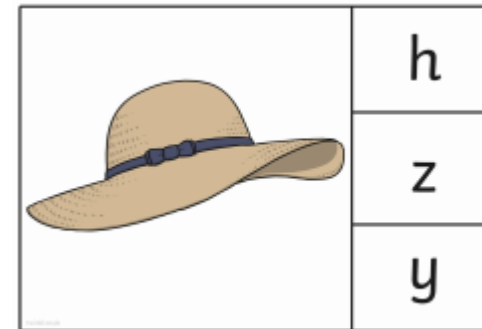



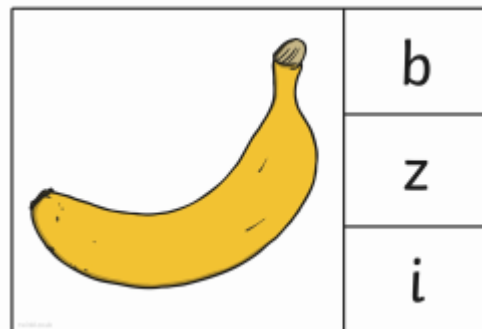
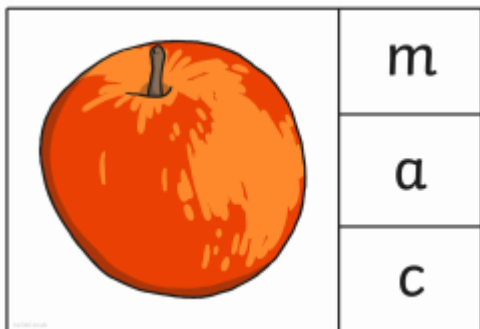
Equipment:

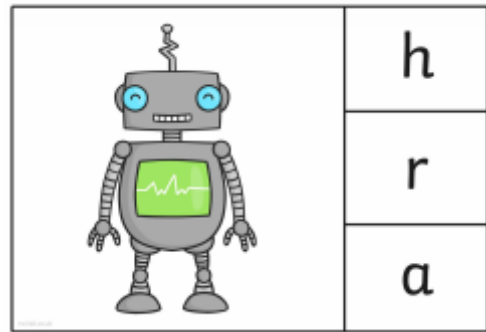

- Pencil

Instructions:

Can you match the pictures with their initial sounds?

You could have a go at writing the words down.





Lesson 5

Introduction:

Simple sentence writing using our phonic sounds

Equipment:

- Pencil
- An adult to talk to about your sounds.

Instructions:

Can you talk about the pictures?

Practicing the S sound and t sound.

Can you tell each other stories about the pictures?

Here are some ideas for S. Can you have a go at t?

You can talk about these animals and their sounds together

You can write down your ideas with the adult you are with.



The spider was friends with the snake.

The seal and the starfish live in the sea.

The snail goes so slowly.



