


This week we would like you to read the story 'Barry the Fish with Fingers' by Sue Hendra. You might have this already at home. It looks like this:



If you don't have this, you can watch a YouTube video of the story here:  
<https://www.youtube.com/watch?v=Jn1FBkrHNKg>

### Activity 1: Paper roll fish



Before you start:

- Collect some toilet roll tubes
- Gather together some paint, scissors and googly eyes (if you have any, if not just draw the eyes on)

Follow the link to make the fish <https://www.thecrafttrain.com/paper-roll-fish/>

Once you've made the fish and painted them. Draw on different amounts of spots (ask an adult to tell you how many for each fish) For example, draw 5 spots on one fish and 10 spots on the other fish and so on.

Challenge: Put your fish in order from most to least spots. Which two fish add up to 10 spots? Are there any other ways to do this?

## Activity 2: Bubble Painting



Before you start:

- Collect together some cups, bowls or plastic trays (to put the bubble mixture in), bubble mixture (or make some with washing up liquid), food colouring or paint, straws and paper

Pour some bubble mixture into each container and add a few drops of food colouring to each one (different colours in each container). Dip the straw in the bubble mix and blow different size bubbles, let them drop onto the paper and pop them. Make some big, some small and some medium sized. Point to each bubble and say what size they are.

Challenge:

Count how many bubbles you have printed altogether. How many big, small, medium sized? How many red, green, blue?

### Activity 3: Helping hands.

Barry's fingers were so helpful in the story because he was able to point. Our hands can be useful to help us with counting!



Before you start:

- Collect together some paper (coloured or plain is fine), scissors, glue (or Sellotape) and a pen, pencil or crayon
- Write some addition or subtraction number sentences on paper to answer after you have made your hands. The answer for addition will need to be 10 or less and for subtraction the starting number should be 10 or less each time.

Draw around your hands and cut them out. Stick the palm part of the hand down to the paper and fold each of the fingers and thumbs so that they are sticking upwards. Practise making different numbers by folding down the fingers you don't need. Eg. To make 6 leave all the fingers on one hand and 1 on the other standing up and fold down the other 4 so that they are flat. Next find the answer to the number sentences using the fingers to help you. You can practise adding or taking away using these. You might like to make numbers on your own fingers too and check it is the same as your paper hands.

Challenge: Make two pairs of hands and use numbers up to 20. Or explore bigger numbers still. How many hands do you need to make 30 or 100?!

## Activity 4: Sorting colours using fish



Before you start:

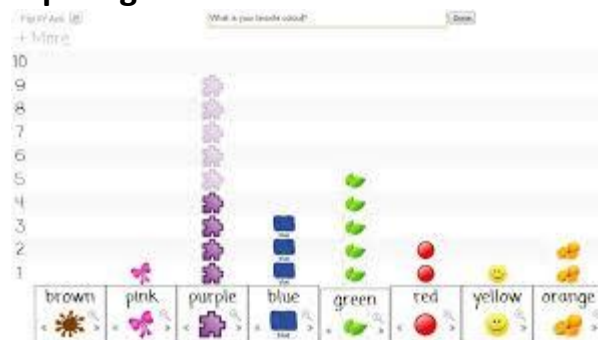
- Collect 2 pieces each of several different colours of paper (4 should be enough but more if you like).
- Cut out lots of tiny fish out of one of the pieces of paper. Keep the other piece of paper whole.
- Draw a big fish outline on each of the large pieces of paper
- Put all of the tiny fish together in a bowl!

Sort the tiny fish onto the correct coloured large fish. How many of each colour fish have you got? Which colour has the most? Which colour has the least?






Challenge: Stick your tiny fish onto a pictogram to show which colour had the most. Or colour in the squares on a block graph. Colour one block for each fish.

**If you don't have coloured paper you could use different patterned wrapping paper instead.**

**A pictogram looks like this:**



Or this:

FRUIT	NUMBER OF CHILDREN WHO CHOSE IT
PEAR	
WATERMELON	
ORANGE	
APPLE	
BANANA	

### Activity 5: Hide and Seek.

In the story Barry and his friends play hide and seek. Play hide and seek with your family.



Before you start:

- Decide how many you are going to count up to each time 10, 20, 30. Pick a number that you can count up to without any help.

Choose who is going to count first and who is going to hide. Count to the number you decided on and then go and look for the person that is hiding.

Other ways to play:

One person hides a toy while one person counts. The person who hid the toy can help to give clues to the person looking for it if they are struggling. Use words such as in, on, under, behind in your clues. Eg. The toy is in the place that we keep the biscuits. The toy is under a cushion etc...

### Other useful resources:

#### Youtube Videos / Songs

The bubble song

<https://www.youtube.com/watch?v=HRwUMD8UQK4>

1,2,3,4,5, once I caught a fish alive

[https://www.youtube.com/watch?v=9ir\\_l7qTiZ4](https://www.youtube.com/watch?v=9ir_l7qTiZ4)

Fish number songs

<https://www.youtube.com/watch?v=Yc0geOxHFYU>