


Monday 27th April 2020

Today, we would like you to read the story 'Aaaarrgghh Spider' by Lydia Monks. You might have this already at home. It looks like this:



If you don't have this, you can watch a YouTube video of the story being read aloud here:

<https://www.youtube.com/watch?v=btctO8asZ3E>

After you've read or listened to the story, talk with your parent or carer about what happens in the story.

What do you think of the story? Did you enjoy it? What did you like the best?

There's a reading comprehension sheet that you could print off or talk through as well.

'Aaaarrgghh Spider' Reading Comprehension Sheet



Tick the right box:

What does the spider do first for the family?	<input type="checkbox"/> Dance <input type="checkbox"/> Sing
Who puts the spider outside, using a glass and some post?	<input type="checkbox"/> Mum <input type="checkbox"/> Dad
Where does mum put the spider when she finds it in the bath?	<input type="checkbox"/> Down the plughole <input type="checkbox"/> Outside
What does the spider catch in its web?	<input type="checkbox"/> Other spiders <input type="checkbox"/> Flies <input type="checkbox"/> Ants
Where does the spider decide to go and live, all alone?	<input type="checkbox"/> Garden <input type="checkbox"/> House
What word do the family use to describe the spider's webs in the garden?	<input type="checkbox"/> Shiny <input type="checkbox"/> Sparkly
Does the spider become the family's pet?	<input type="checkbox"/> Yes <input type="checkbox"/> No
How do you think the family feel at the end?	

Tuesday 28th April 2020

We'd like you to be creative today and focus on the letters that make up the word 'spider'.

There are a few different activities you can do:


1. Make or write the letters using different materials and colours. You could use flour or sand to practice writing the letters in too. Look at the pictures for some ideas:



2. See what other words you can know that begin with the letter 'S'. Can you draw pictures of some of them?

We wonder who could write down the most words!

3. Re-write the story using a different bug or insect. What could a ladybird do to impress the family? Maybe a bee could give them all honey?



Wednesday 29th April 2020

Today is all about sequencing the story 'Aaaarrgghh Spider'. That means putting it in the correct order.

Firstly, you could start by reading the story again and talking about what happens. See if you can spot which words are repeated. Can you join in? Maybe you've got a spider toy that you can use to act it out?

Next you are going to draw some pictures of what happens in the story.




See if you can add words underneath our pictures to explain what is happening.

If you are in Willow or Ash class, we would like you to write down what you would do if you had a pet spider.

How would you look after it?

Where would it live?

What would you call it?




Thursday 30th April

Can you make your own spider and label it?

You could make your spider from playdough or you could draw it on a piece of paper.

If you have a printer, you could print off this page.



You could use these labels:

Eyes	Head	Feelers
Legs	Abdomen	Spinnerets

Friday 1st May

Today we'd like you to practice some of the key words you've learnt this week in 'Aaaarrgghh Spider'.

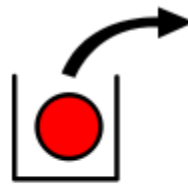
There are different ways you can do this, some are more challenging and will be more suitable for children in Willow or Ash class.

1. Use the key word cards and practice saying the words clearly. You could also use these to spot key letters.
2. Print off two copies of the key words cards and use them to play 'Snap'. This will help you to start recognising the letters and words.
3. Use the key word cards and ask a parent to test your spellings. This could be looking at the first sound of each word.
4. Write about what happens next in 'Aaaarrgghh Spider'. Do the family decide to keep all the spiders as pets? Maybe they try to get rid of all them?






spider



out



you



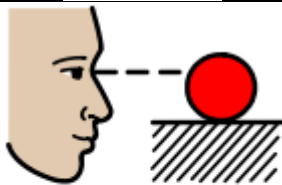
go



look



me



watch