


Task 1

This week we would like you to read the story 'Tiddler' by Julia Donaldson. You might have this already at home. It looks like this:



If you don't have this, you can watch a YouTube video of the story being read aloud here:

The link to this story on YouTube is

<https://www.youtube.com/watch?v=qcTQADUywyZ>

After you've read or listened to the story, talk with your parent or carer about what happens in the story.

What do you think of the story? Did you enjoy it? What did you like the best?


Now, can you answer some of these questions?

Task 2

Tiddler reading comprehension

What colour were Tiddler's scales?	<input type="checkbox"/> Grey <input type="checkbox"/> Gold
Was Tiddler always late or early?	<input type="checkbox"/> Early <input type="checkbox"/> Late
What was Tiddler always late for?	<input type="checkbox"/> School <input type="checkbox"/> Playing with his friends
In one of Tiddler's stories, who let him out of the chest?	<input type="checkbox"/> Mermaid <input type="checkbox"/> Shark
What day did Tiddler get captured by the fisherman?	<input type="checkbox"/> Saturday <input type="checkbox"/> Wednesday
Why do you think most of Tiddler's class mates didn't believe any of his stories?	Talk about this answer with your adult.

Task 3 - Categorising Animals



Under Water


In the Air

Instructions: Can you look at the symbols above and put them into the correct category? If you manage to categorise these animals and want more, why not try asking your parent/carer to give you more options and continue your hard work! If you want to be creative, why not draw this table yourself and draw the animals in the correct category – if not, you can give your answers by pointing to verbally.

Task 4 - Initial sound matching



Instructions: Can you look at the pictures below and identify their initial sounds?



Task 5 - Recognising sounds

Example:



Equipment: DIY fish scales, Fish props / any under the sea props

Instructions: Can you use your props to jump onto the correct sound? Challenge yourself by identifying the letter name. To challenge yourself even further, can you spell some key words, e.g. 'fish, star, sea' using your letter/sounds that you have made.

Task 6 – Sensory Mark Making

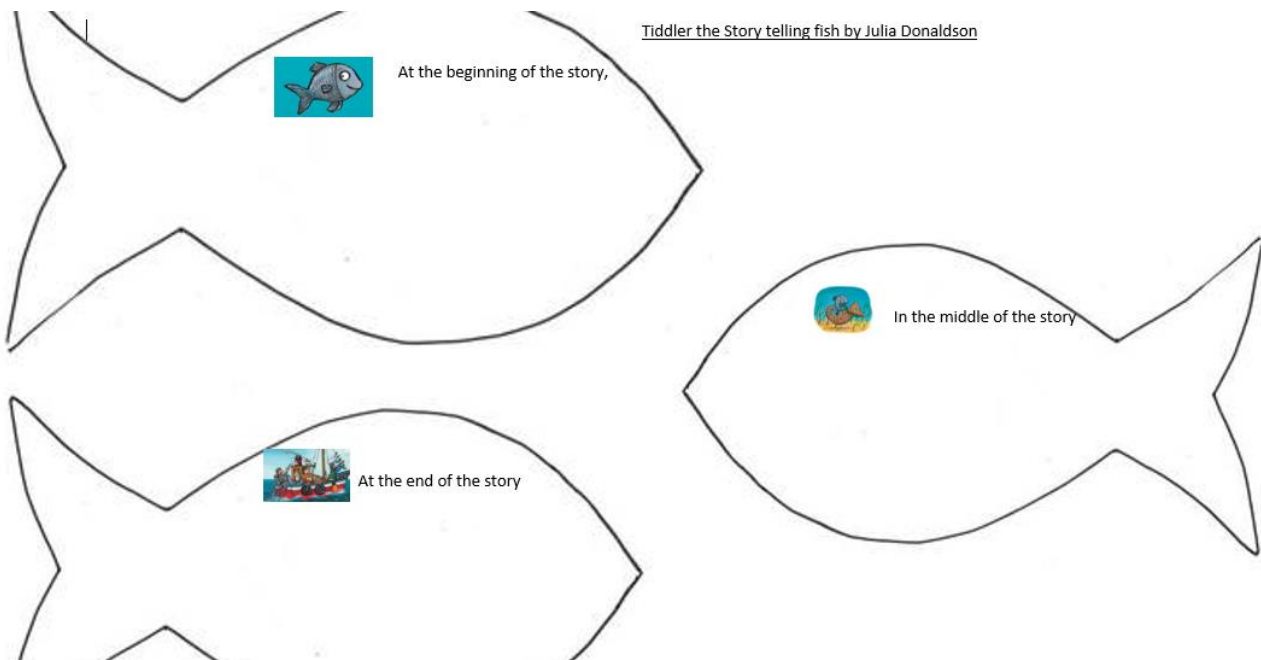


Equipment: 100s and 1000s, a tray.

Instructions: Let's make our sea multicoloured and use these fun sprinkles to mark make different letter/sounds. Be as creative and daring as you wish. Practice your writing skills in this fun, sensory activity.

Task 7 - Beginning Middle End – Story telling

Example Below:



Instructions:

To the best of your ability, use the template attached to draw/write about what happens in the beginning, middle and end of the story.

Equipment:


Document attached, paper, pen.

Task 8 - Fish fact file sheet

Example Below:

This is what a fish looks like:

What Fish Eat



The image shows a template for a fish fact file sheet. It consists of two large, rounded rectangular boxes with blue borders. The left box is titled "This is what a fish looks like:" and the right box is titled "What Fish Eat". Below these boxes is a horizontal line, and under that line is a partial illustration of a goldfish, showing its head, eyes, and fins. The goldfish is orange and yellow.

Instructions:

Use the document attached to make your own fish fact file sheet or print the one provided and complete. You can be as creative as you like!

Equipment:

Document attached (Fish fact file sheet), paper, pen, colouring pencils.

Useful Links

<https://www.youtube.com/watch?v=a3iJjUKWrkk>

<https://www.youtube.com/watch?v=6-xqosckJ5c>

Relaxation music to calm: <https://www.youtube.com/watch?v=LdQJw5S4nAQ>