




Task 1

This week we would like you to read the story 'Tip tap went the Crab' by Tim Hopgood. You might have this already at home. It looks like this:



If you don't have this, you can watch a YouTube video of the story being read aloud here:

The link to this story on YouTube is
https://www.youtube.com/watch?v=p70H_kBgIY

BB Early years- Tip tap went the Crab

After you've read or listened to the story, talk with your parent or carer about what happens in the story.

What do you think of the story? Did you enjoy it? What did you like the best?

Now, can you answer some of these questions?

Task 2

Tip Tap went the crab reading comprehension

Where does the crab live?	<input type="checkbox"/> In a rock pool <input type="checkbox"/> In a swimming pool
How does the crab walk?	<input type="checkbox"/> Forwards and backwards <input type="checkbox"/> Sideways
How many sleepy sealions were there?	<input type="checkbox"/> Two <input type="checkbox"/> Six
What colour are the four Octopuses?	<input type="checkbox"/> Pink and orange <input type="checkbox"/> Yellow and green
Why do you think that the crab was really quiet when she went past the sharks?	Talk to your adult about this answer!

Task 3

In the story the crab finds a treasure chest! Who do you think may have left this here? If you found a treasure chest what would you do?

You can display this answer in lots of ways; you could write a story, create a story map, draw a picture, put on a performance, create a PowerPoint or make a video about it. Be as creative as you like!



Task 4

Fine motor practice

On a large piece of paper (or stick a few smaller pieces together), draw some tracks to follow with a car, if you have any toy sea creatures you could use these and pretend to be following the crab's journey through the deep, blue sea.



Task 5

Squirt the sound!

Example:



What to do:

Write phonics sounds, or words, on to a piece of paper, or chalk on to the floor.
Use a water pistol or squirty bottle to squirt the words/ sounds that your adult has told you.

Equipment

- Paper/ pen
- Chalk
- A water pistol/ squirty bottle

Task 6

Dough disco!

Using playdough, access YouTube on a device with access (TV, mobile, tablet, laptop etc).

The ones that we use in school are;



Early years Emily- Fine motor development | Playdough song | If you're happy and you know it



Spread the happiness TV- Let's go to the new dough disco.

You can also use your own music- find your favourite song and get bopping!

Lets all go to the dough

Disco!



These are some of the moves that you can use!

















Task 7

In the story the crab makes 'tip tap' noises when she walks- this is called onomatopoeia. This is when the word for the sound, sounds like the noise it makes!

Watch the videos below to discover some more 'sound words'.

https://www.youtube.com/watch?v=I1GC1yWdM_c Onomatopoeia creative project

<https://www.youtube.com/watch?v=FBQCgio1QTU&t=32s> The onomatopoeia alphabet- Jack Hartman

waahh 	crackle 	bzzzz 	crack 
z-z-z-z-z 	crruunch 	ring 	quack 
woosh 	splash 	bam 	moooo 
swish 	boom 	aaahh 	woof 

You have two options for this task:

Record some of the sounds above to make a piece of music, you can use the objects, or your voice.

Write a list of other sounds that are onomatopoeic.

Choose a word and make it in to pop art



Task 8

In the story the crab finds different amounts of creatures in the sea, could you recreate this story around your house? You could take pictures of your adventure, make sure you retell it to your adult.

This is how my story went...

One day, Amy was stuck inside because it had been raining for 2 weeks solidly. She decided to go on an adventure around her house, she went **STOMP STOMP STOMP** from one room to the next.

In her kitchen she found one dirty mug.

In the hallway she found 2 stinky trainers. **STOMP STOMP STOMP** she went on her way.

In the living room she found 3 beautiful candles making the room smell delicious.

She went **STOMP STOMP STOMP** up the stairs where she passed 4 fluffy cats waiting for their dinner.

On the landing she found 5 pieces of lego, she had to tiptoe over these **tiptoe tiptoe tiptoe**

When she went **STOMP STOMP STOMP** to the bathroom she found 6 dolphins swimming in the bath!

The bathroom floor was very wet so she went **splash slosh splash slosh** on her way out of there!

Amy went **STOMP STOMP STOMP** in to the first bedroom where she saw 7 little birds swooping outside of the window.

She went **tiptoe tiptoe tiptoe** out of the room, back to the kitchen where there were two young children waiting for their lunch.

Useful Links

Songs:

<https://www.youtube.com/watch?v=a3ijjUKWrkk>

<https://www.youtube.com/watch?v=6-xqosckJ5c>

Relaxation music to calm:

<https://www.youtube.com/watch?v=LdQJw5S4nAQ>